

Merry Christmas 2017

from



We designed these free gift tags as a thank you for all your support. They suit any yarn or fiber gift, for any recipient, for any occasion, and we hope you love them!

Options available

This file contains two different gift tags, so you can choose the best one for your recipient. The options are:

- Text says “hand made for you with love” and contains a heart sketch
- Text says “hand made for you with appreciation” and contains a star sketch

What you need:

- Quality paper suitable for gift tags and compatible with your printer – we recommend a light cardstock
- Printer
- Scissors, scalpel, or paper cutter
- Hole punch
- Coloured pencils or other embellishments, as desired
- Ribbon or string


How to do it

1. Choose the two pages you want to be printed.
 - a. For a “with love” tag, choose pages 3 and 4.
 - b. For a “with appreciation” tag, choose pages 5 and 6.
2. Print!
 - a. If you are using cardstock or specialty paper, remember to update any settings.
 - b. Set your printer to print double sided.
 - c. If your printer does not do this, or it does it badly and the tags do not align, you will need to print one page, reinsert that page upside down, and print the second page. Look at your printer’s instructions for “manual duplex”. Ensure you use the same print settings for both sides.
3. Your page should have the front and back of the tags neatly aligned!
4. Cut out on the grey lines carefully.
5. Line up the punch guide with the middle of your hole punch, and punch.
6. If wanted, you can add colour or other embellishments to the tag.
7. Complete the gaps and tie on to your gift!

Note: this file contains the American spelling of “fiber”. For a tag with the English spelling of “fibre” please visit www.theyarnqueen.co.nz to download our other file!

This page intentionally left blank. Well, it's not blank, not now! But it is here intentionally, in case you print the whole file, so that your tags line up!


+



To:

From:


+



To:

From:


+



To:

From:


+



To:

From:


+



To:

From:

+



To:

From:

Happy holidays from The Yarn Queen!



Find us at theyarnqueen.co.nz



This gift was handmade for you with love.



To keep it looking its best, here's how to care for it!

Fiber type:.....

Wash:.....

Dry:.....



This gift was handmade for you with love.



To keep it looking its best, here's how to care for it!

Fiber type:.....

Wash:.....

Dry:.....



This gift was handmade for you with love.



To keep it looking its best, here's how to care for it!

Fiber type:.....

Wash:.....

Dry:.....



This gift was handmade for you with love.



To keep it looking its best, here's how to care for it!

Fiber type:.....

Wash:.....

Dry:.....



This gift was handmade for you with love.



To keep it looking its best, here's how to care for it!

Fiber type:.....

Wash:.....

Dry:.....



This gift was handmade for you with love.




To keep it looking its best, here's how to care for it!

Fiber type:.....

Wash:.....

Dry:.....


+



To:

From:


+



To:

From:


+



To:

From:


+



To:

From:


+



To:

From:

+



To:

From:

Happy holidays from The Yarn Queen!



Find us at theyarnqueen.co.nz

This gift was handmade for you with appreciation.



To keep it looking its best, here's how to care for it!

Fiber type:.....

Wash:.....

Dry:.....

This gift was handmade for you with appreciation.



To keep it looking its best, here's how to care for it!

Fiber type:.....

Wash:.....

Dry:.....

This gift was handmade for you with appreciation.



To keep it looking its best, here's how to care for it!

Fiber type:.....

Wash:.....

Dry:.....

This gift was handmade for you with appreciation.



To keep it looking its best, here's how to care for it!

Fiber type:.....

Wash:.....

Dry:.....

This gift was handmade for you with appreciation.



To keep it looking its best, here's how to care for it!

Fiber type:.....

Wash:.....

Dry:.....

This gift was handmade for you with appreciation.



To keep it looking its best, here's how to care for it!

Fiber type:.....

Wash:.....

Dry:.....

Happy holidays from The Yarn Queen!



Find us at theyarnqueen.co.nz